

REMOVE BURRS AND SHARP EDGES

IF IN DOUBT ASK

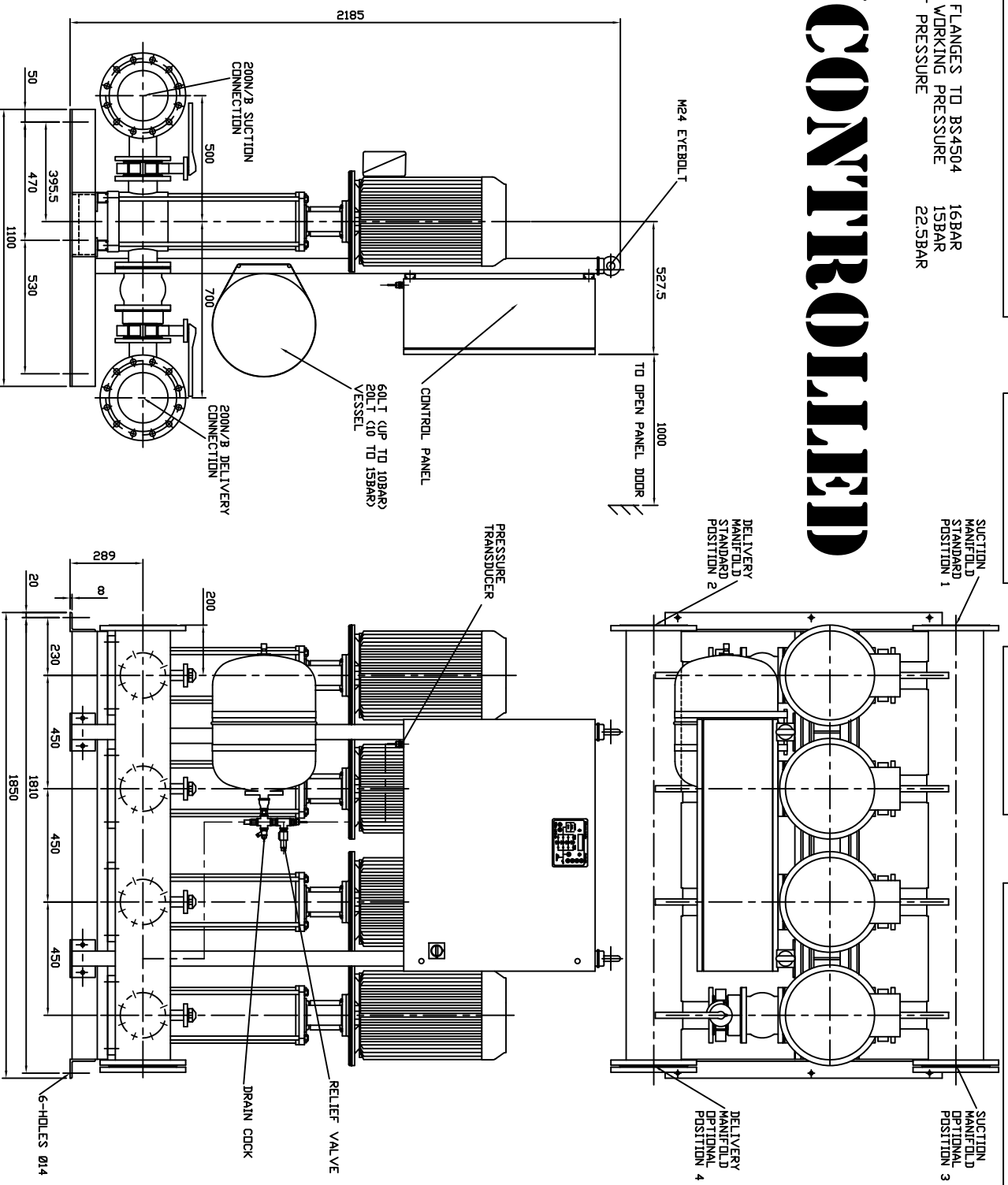
DO NOT SCALE

THIRD ANGLE PROJECTION

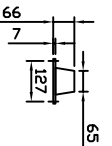
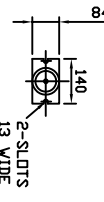
PUMP SIZE	MOTOR KW	FLC AMPS 3x415V	PUMP WEIGHT KGS	SET WEIGHT KGS
6601/IE40T	400	802	89	994
6601/55T	530	100	107	1066
6602/2F75T	730	13.4	118	1110
6602/H710T	110	20.0	148	1630
6602/H1150T	110	27.0	184	1974
6603/2F150T	130	27.0	184	1974
6603/H150T	185	33.1	202	1446
6603/185T	185	33.1	207	1466
6604/2F185T	185	38.9	213	1490
6604/H185T	220	38.9	213	1490
6605/2F300T	300	54.0	237	1586

ALL FLANGES TO BS4504
 MAX WORKING PRESSURE 16BAR
 TEST PRESSURE 22.5BAR

UNCONTROLLED



ANTI-VIBRATION MOUNTINGS, OPTIONAL, ONLY SUPPLIER WHEN ORDERED (6-PER SET K2092/10)



FLEXIBLE CONNECTORS, OPTIONAL, ONLY SUPPLIED WHEN ORDERED (2-PER SET)



NOTE :-

- 1) MAIN POWER SUPPLY TO PANEL MUST BE SIZED TO COVER ALL PUMP RUNNING AT SAME TIME
- 2) LARGE STORAGE VESSELS IF ORDERED WILL BE SUPPLIED LOOSE FOR POSITIONING BY CLIENT TO SUIT THE AVAILABLE FLOOR SPACE. CLIENT IS TO PROVIDE A CONNECTION FROM THE VESSEL TO THE DELIVERY PIPEWORK ADJACENT TO THE SET ISOLATING AND DRAIN VALVES SHOULD BE FITTED IN THIS CONNECTION

LAST MODIFICATION DETAILS
 DRAWING BORDER CHANGED

ISSUE	DATE	BY	APP
1	02/2006	DRN PJB	APP PJB

ALL DIMENSIONS IN mm
 DRAWN TO BS308
 WELDING SYMBOLS TO BS499
 SURFACE FINISH SHOWN IN MICROMETERS
 MACHINE WHERE SHOWN TO TOLERANCE ± 0.3MM
 UNLESS OTHERWISE STATED

JOB No.	PART No.	WEIGHT KG	FILE NAME
-	-	-	Px10492-1
DESIGN No.	PATTERN No.	MATERIAL	MAT'L SPEC.
-	-	-	-

THIS DRAWING IS THE PRIVATE AND CONFIDENTIAL PROPERTY OF ARMSTRONG HOLDEN BROOKE PULLEN LTD. ALL COPYRIGHT, MANUFACTURING AND SALES RIGHTS RESERVED.

TITLE
 GENERAL ARRANGEMENT
 HYDRPAK HML4 SET
 66-PUMP MODELS

DRG No.		
PX10492-1		
DATE	BY	APP
02/07/2004	DRN BSD	APP EGU
SCALE	NTS	SHEET
		1 OF 1

ARMSTRONG HOLDEN BROOKE PULLEN
 VENLOCK WAY, MANCHESTER, M12 5JL
 TEL: +44 (0) 161 223 2223