

Series 4600 Horizontal Split Case Pump

5 x 4 x 12L

SUBMITTAL

JOB: _____ REPRESENTATIVE: _____

 ENGINEER: _____ ORDER NO: _____ DATE: _____
 SUBMITTED BY: _____ DATE: _____
 CONTRACTOR: _____ APPROVED BY: _____ DATE: _____

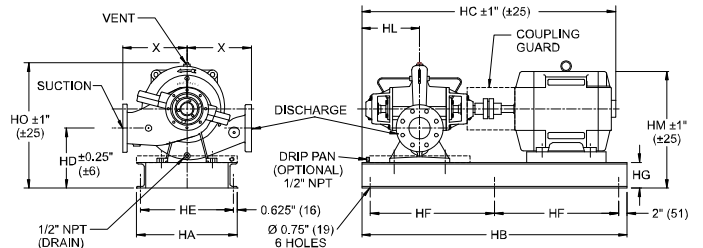
PUMP DESIGN DATA			
NO. OF PUMPS:		TAG:	
CAPACITY:	USgpm (L/s)	HEAD:	ft (m)
LIQUID:		VISCOSITY:	
TEMPERATURE:	°F (°C)	SPECIFIC GRAVITY:	

MOTOR DESIGN DATA			
HP:		RPM:	
FRAME SIZE:		ENCLOSURE:	
VOLTS:	HERTZ: 50 Hz	PHASE:	
EFFICIENCY:	<input type="checkbox"/> Energy Efficient <input type="checkbox"/> NEMA Premium <input type="checkbox"/> Other _____		

MATERIALS OF CONSTRUCTION			
FLANGE RATING	<input type="checkbox"/> ANSI 125	<input type="checkbox"/> ANSI 250	
CONSTRUCTION	<input type="checkbox"/> BRONZE ITTED	<input type="checkbox"/> ALL IRON	<input type="checkbox"/> BRONZE ITTED <input type="checkbox"/> ALL IRON
CASING	CAST IRON		
IMPELLER	BRONZE	CAST IRON	
FLUSH LINE	COPPER	STEEL	
WEAR RINGS	BRONZE	CAST IRON	
SHAFT	CARBON STEEL		
SHAFT SLEEVE	BRONZE		
GASKET	VELOTHERM (FIBER)		
MAX. PUMP OPERATING CONDITIONS	175 psi at 140°F (12 bars at 60°C)	300 psi at 150°F (21 bars at 66°C)	
	140 psi at 250°F (10 bars at 121°C)	250 psi at 250°F (17 bars at 121°C)	

MECHANICAL SEAL DESIGN DATA			
PUMP FLANGE RATING	<input type="checkbox"/> ANSI 125	<input type="checkbox"/> ANSI 250	
SEAL TYPE	A21	ARO	
STATIONARY SEAT	SILICON CARBIDE	CARBON	
ROTATING FACE	CARBON	DURCHROME	
SECONDARY SEAL	EPDM	VITON	
SPRING	STAINLESS STEEL		
ROTATING HARDWARE	STAINLESS STEEL		
GLAND PLATE	BRONZE		

OPTIONAL EQUIPMENT	



IMPORTANT (PLEASE SELECT)

SUCTION SIDE REQUIREMENT	
(Viewed from motor end)	
<input type="checkbox"/> RIGHT HAND (ILLUSTRATED)	
<input type="checkbox"/> LEFT HAND	

- TOLERANCE OF ±0.125" (±3 mm) SHOULD BE USED
- FOR EXACT INSTALLATION DATA PLEASE WRITE FACTORY FOR CERTIFIED DIMENSIONS

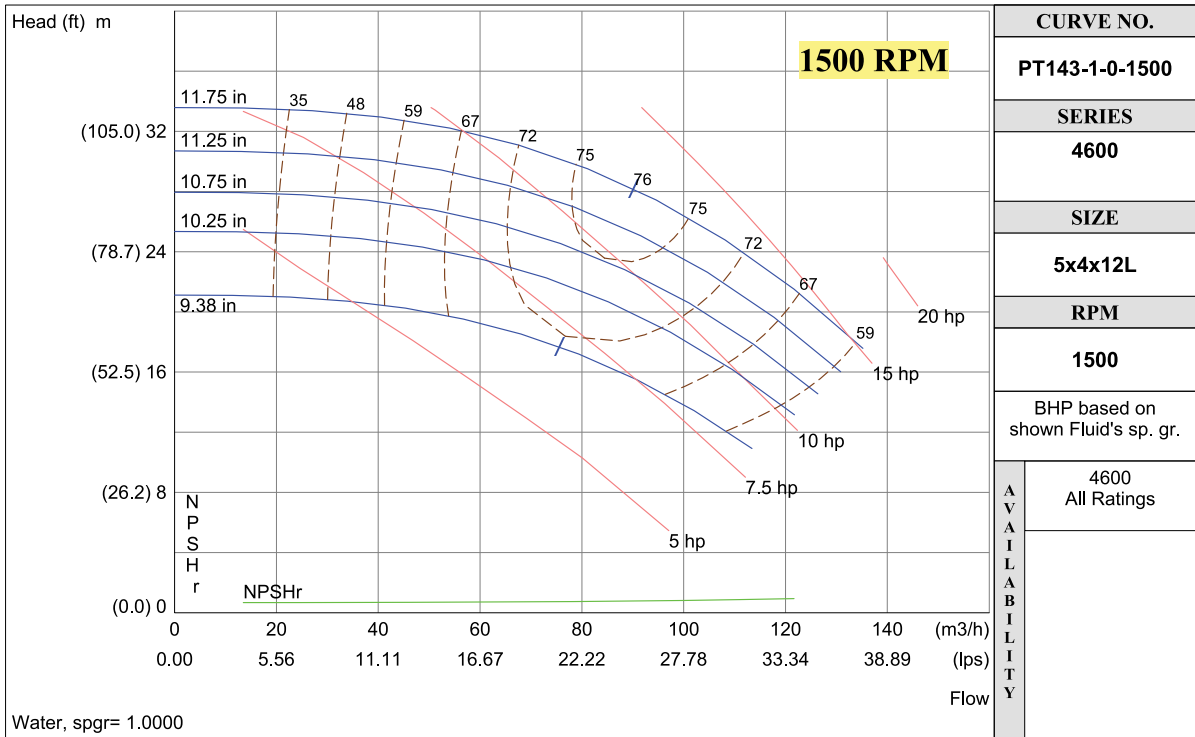
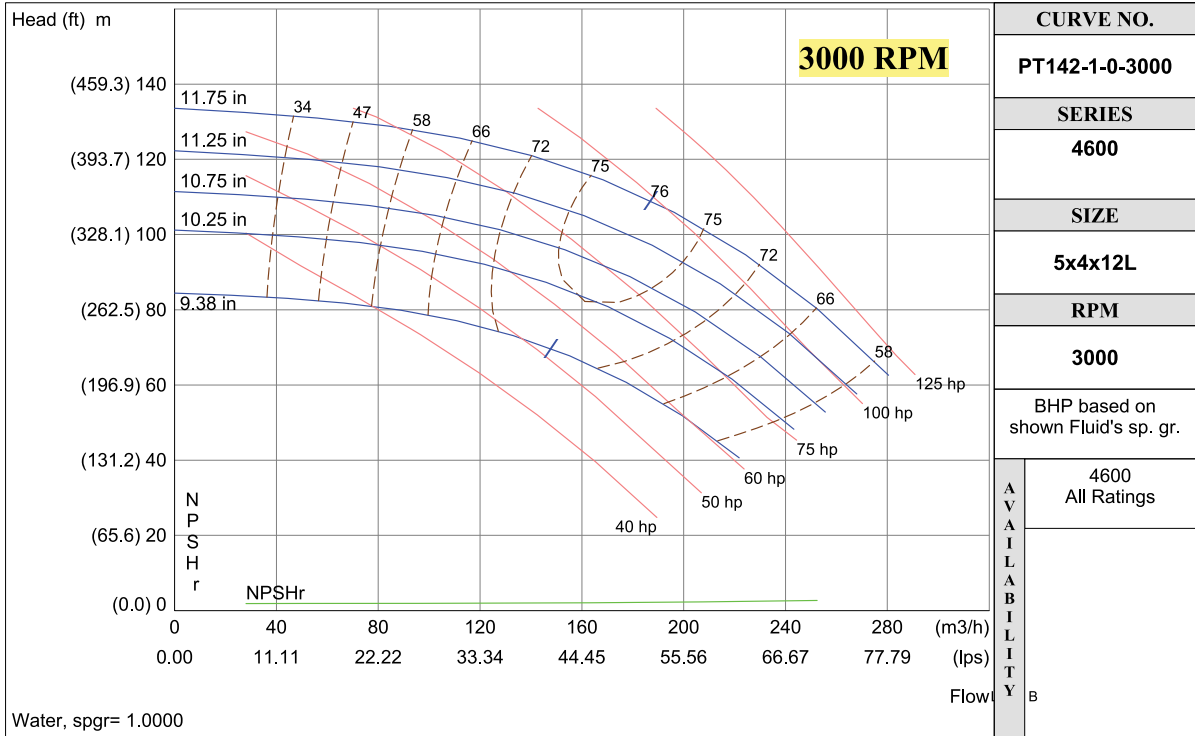
FLANGE RATINGS		
	SUCTION	DISCHARGE
<input type="checkbox"/>	125 psi	125 psi
<input type="checkbox"/>	125 psi	250 psi
<input type="checkbox"/>	250 psi	250 psi

MOTOR FRAME	hp @ rpm		DIMENSIONS inches (mm)											WEIGHT lbs. (kg)	
	3000 ODP/TEFC	1500	HA	HB	HC (max)	HD	HE	HF	HG	HL	HM	HO	X	ODP	TEFC
213T		7.5	16.00 (406)	54.00 (1372)	49.63 (1261)	9.50 (241)	14.75 (375)	25.00 (635)	3.00 (76)	13.50 (343)	18.75 (476)	22.00 (559)	13.00 (343)	725 (329.5)	750 (340.9)
215T		10			51.13 (1299)						18.75 (476)			735 (334.1)	760 (345.5)
254T		15			54.88 (1394)						19.50 (495)			785 (356.8)	825 (375.0)
256T		20			56.13 (1426)						19.50 (495)			805 (365.9)	875 (397.7)
326TS	60/-		19.00 (483)	64.00 (1626)	60.94 (1548)	10.50 (267)	17.75 (451)	30.00 (762)	4.00 (102)	13.50 (343)	22.94 (583)	23.00 (584)	13.00 (343)	1072 (487.3)	—
364TS	75/60				61.00 (1549)						23.75 (603)			1237 (562.3)	1377 (625.9)
365TS	100/75				62.00 (1575)						23.75 (603)			1257 (571.4)	1420 (645.5)
404TS	125/-				60.63 (1540)						23.75 (603)			1375 (625.0)	—
405TS	150/100				66.00 (1676)						23.75 (603)			1430 (650.0)	1775 (806.8)
444TS	-/125				25.00 (635)						70.00 (1778)			67.00 (1702)	12.00 (305)



PERFORMANCE CURVES

Performance Guaranteed Only At Operating Point Indicated
 CURVE SHOWN FOR CLEAR, COLD WATER - SP. GR. 1.0



S. A. Armstrong Limited
 23 Bertrand Avenue
 Toronto, Ontario
 Canada, M1L 2P3
 T: (416) 755-2291
 F (Main): (416) 759-9101

Armstrong Pumps Inc.
 93 East Avenue
 North Tonawanda, New York
 U.S.A. 14120-6594
 T: (716) 693-8813
 F: (716) 693-8970

Armstrong Holden Brooke Pullen
 Wenlock Way
 Manchester
 United Kingdom, M12 5JL
 T: +44 (0) 161 223 2223
 F: +44 (0) 161 220 9660



© S.A. Armstrong Limited 2006

For Armstrong locations worldwide, please visit www.armstrongpumps.com