

# DESIGN ENVELOPE 4280 END SUCTION |

## 0410S005.0 | SUBMITTAL

File No: 103.5557  
 Date: AUGUST 1, 2018  
 Supersedes: 103.5553  
 Date: MARCH 30, 2018

Job: \_\_\_\_\_ Representative: \_\_\_\_\_  
 \_\_\_\_\_ Order No: \_\_\_\_\_ Date: \_\_\_\_\_  
 Engineer: \_\_\_\_\_ Submitted by: \_\_\_\_\_ Date: \_\_\_\_\_  
 Contractor: \_\_\_\_\_ Approved by: \_\_\_\_\_ Date: \_\_\_\_\_

### PUMP DESIGN DATA

No. of pumps: \_\_\_\_\_ Tag: \_\_\_\_\_  
 Capacity: \_\_\_\_\_ USgpm (L/s) Head: \_\_\_\_\_ ft (m)  
 Liquid: \_\_\_\_\_ Viscosity: \_\_\_\_\_  
 Temperature: \_\_\_\_\_ °F (°C) Specific gravity: \_\_\_\_\_  
 Suction: 5" (125mm) Tapped holes  
 Discharge: 4" (100mm) Flanged  
**OSHPD Seismic Certification OSP-0422-10**  
**UL STD 778 & CSA STD C22.2 NO.108 certified**  
 Test report is supplied with each pump

### MOTOR DESIGN DATA

HP: 5 RPM: 1200 Frame size: 215JP  
 Enclosure: TEFC Volts: \_\_\_\_\_ Hertz: 60 Hz  
 Phase: 3 Efficiency: NEMA premium 12.12

### MAXIMUM PUMP OPERATING CONDITIONS

**ANSI 125 - (CONSTRUCTION: BF)**

175 psig at 150°F (12 bar at 65°C)  
 140 psig at 250°F (10 bar at 121°C)

**ANSI 250 - (CONSTRUCTION: DBF)**

300 psig at 150°F (20 bar at 65°C)  
 250 psig at 250°F (17 bar at 121°C)

### FLOW READOUT ACCURACY

The Design Envelope model selected will provide flow reading on the controls local keypad & digitally for the BMS. The model readout will be factory tested to ensure ±5% accuracy.

### MECHANICAL SEAL DATA

Seal type: 2A Stationary seat: Silicone carbide Secondary seal: EPDM Rotating hardware: Stainless steel Spring: Stainless steel

FLUID TYPE	ALL GLYCOLS > 30% WT CONC		ALL OTHER NON-POTABLE FLUIDS		POTABLE (DRINKING) WATER	
	up to 200°F / 93°C	over 200°F / 93°C	up to 200°F / 93°C	over 200°F / 93°C	up to 200°F / 93°C	over 200°F / 93°C
Temperature	up to 200°F / 93°C	over 200°F / 93°C	up to 200°F / 93°C	over 200°F / 93°C	up to 200°F / 93°C	over 200°F / 93°C
Rotating face	Silicone carbide		Resin bonded carbon	Antimony loaded carbon	Resin bonded carbon	
Seat elastomer	EPDM (L-cup)	EPDM (O-ring)	EPDM (L-cup)	EPDM (O-ring)	EPDM (L-cup)	EPDM (O-ring)
Material code	SCSc L EPSS 2A	SCSc O EPSS 2A	C-SC L EPSS 2A	ACSc O EPSS 2A	C-SC L EPSS 2A	C-SC O EPSS 2A

### CONTROLS DATA

**Protocol (standard):**  BACnet™ MS/TP  
 BACnet™ TCP/IP  
 Modbus RTU

**Enclosure:**  Indoor - UL TYPE 12

**Fused disconnect switch:**

**EMI/RFI control:** Integrated filter designed to meet EN61800-3

**Harmonic suppression:** Dual DC-link reactors (equivalent: 5% AC line reactor) supporting IEEE 519-1992 requirements\*\*

**Cooling:** Fan-cooled through back channel

**Ambient temperature:** -10°C to +45°C up to 1000 meters above sea level (+14°F to +113°F, 3300 ft)

**Analog I/O:** Two current or voltage inputs, one speed output

**Digital I/O:** Two inputs, two outputs

**Pulse inputs:** Two programmable

**Relay outputs:** Two programmable

**Communication port:** 1-RS485

\*\*The IVS drive is a low harmonic drive via built-in DC line reactors. This does not guaranty performance to any system wide harmonic specification or the costs to meet a system wide specification. If supplied with the system electrical details, Armstrong will run a computer simulation of the system wide harmonics. If system harmonic levels are exceeded Armstrong can also recommend additional harmonic mitigation and the costs for such mitigation.

## OPTIONS

### SENSORLESS BUNDLE (STANDARD)



Operation of pump without a remote sensor. Includes:

- Sensorless control
- Flow readout
- Constant flow
- Constant pressure

Minimum system pressure to be maintained \_\_\_\_\_ ft (m)

\* If minimum maintained system pressure is not known: Default to 40% of design head

### PARALLEL SENSORLESS



Operation of multiple pumps without a remote sensor

Minimum system pressure to be maintained \_\_\_\_\_ ft (m)

\* If minimum maintained system pressure is not known: Default to 40% of design head

### ENERGY PERFORMANCE BUNDLE



Provides energy savings on oversized systems by adjusting pump parameters to on-site conditions. Includes:

- **Auto-flow balancing** - Automatically determines control curve between design flow at on-site system head, and minimum (zero-head) flow for energy savings
- **Maximum flow control** - Limits flow rate to pre-set maximum for potential energy savings

Maximum flow rate \_\_\_\_\_ gpm (L/s)

\*Only available if sensorless bundle is enabled

### PROTECTION BUNDLE



Protects other flow sensitive equipment by setting limits of pump operation. Includes:

- **Minimum flow control** - Attempts to maintain flow rate to pre-set minimum to protect equipment in system
- **Bypass valve control** - Actuates a bypass valve to protect flow sensitive equipment if pre-set minimum flow rate is reached

Minimum flow rate \_\_\_\_\_ gpm (L/s)

\*Only available if sensorless bundle is enabled

### ZONE OPTIMIZATION BUNDLE



Controls pumps to ensure multiple zones are satisfied for heating or cooling

- **2 sensor control** - Controls pumps in a 2-zone application to ensure both zones are always satisfied for heating or cooling

### DUAL SEASON SETUP



Pre-sets heating and cooling parameters for pumps in 2-pipe systems

#### Cooling

Duty point \_\_\_\_\_ gpm (L/s) at \_\_\_\_\_ ft (m)

Minimum system pressure to be maintained \_\_\_\_\_ ft (m)

#### Heating

Duty point \_\_\_\_\_ gpm (L/s) at \_\_\_\_\_ ft (m)

Minimum system pressure to be maintained \_\_\_\_\_ ft (m)

## OPTIONAL SERVICES

### ON-SITE PUMP COMMISSIONING



Where purchased and applicable, onsite commissioning by an Armstrong representative will include setting up communication with the Pump (not wiring to BAS), adjusting parameters to match on-site conditions, register the pumps for enhanced warranty and connect the pumps to the router as part of the activation of Pump Manager.

### PUMP MANAGER

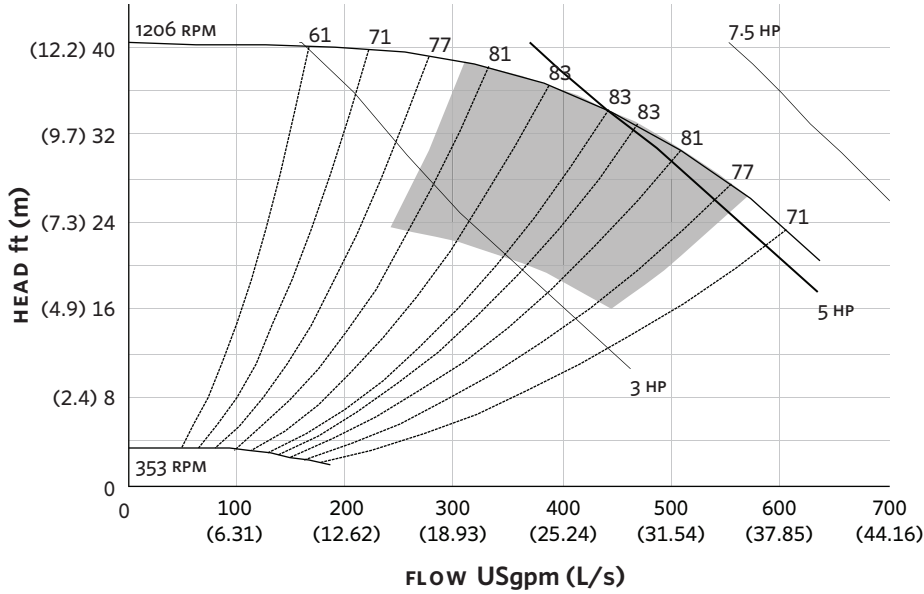


As a Performance Management Service, Pump Manager is an online automated fault detection and diagnostic service for sustained performance and enhanced reliability. It includes advanced trending, alerts of variance in performance and automated reports.

Available in yearly increments. Includes an option for a price discount on the Extended Warranty Service.

\*The Service requires an active internet connection.

**EXTENDED SPEED**



Performance curves are for reference only.  
Confirm current performance data with Armstrong ACE Online selection software.

**DIMENSION DATA**

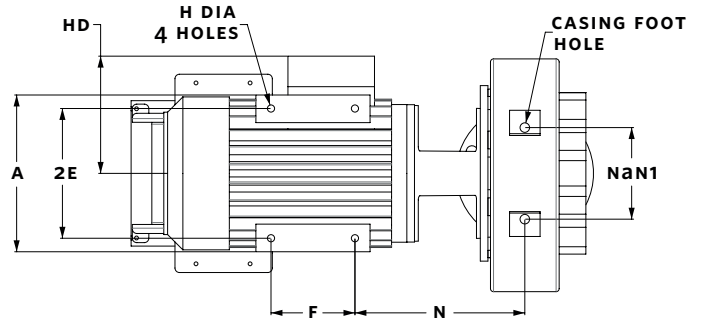
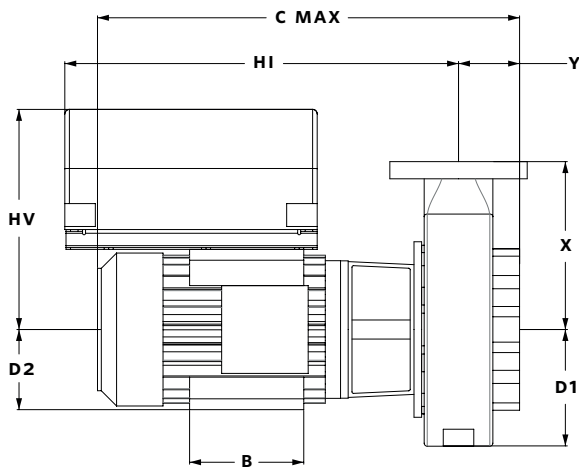
**INDOOR**  
(UL TYPE 12/ODP)

- Frame size:** 215JP
- Size:** 5×4×10
- HP:** 5
- RPM:** 1200
- A:** 10.27 (261)
- B:** 8.98 (228)
- C MAX:** 27.65 (702)
- D1:** 10.00 (254)
- D2:** 5.25 (133)
- 2E:** 8.50 (216)
- F:** 7.00 (178)
- H:** 0.47 (12)
- HD:** 7.68 (195)
- HI:** 25.79 (655)
- HV:** 14.42 (366)
- N:** 11.13 (283)
- NaN1:** 9.75 (248)
- X:** 12.50 (318)
- Y:** 4.00 (102)
- Casing foot hole:** 0.63 (16)
- Weight:** 496 (225.0)

Dimensions - inch (mm)  
Weight - lbs (kg)

- Tolerance of ±0.125" (±3 mm) should be used
- For exact installation, data please write factory for certified dimensions

**INDOOR**



**TORONTO**

23 BERTRAND AVENUE  
TORONTO, ONTARIO  
CANADA  
M1L 2P3  
+1 416 755 2291

**BUFFALO**

93 EAST AVENUE  
NORTH TONAWANDA, NEW YORK  
U.S.A.  
14120-6594  
+1 716 693 8813

**BIRMINGHAM**

HEYWOOD WHARF, MUCKLOW HILL  
HALESOWEN, WEST MIDLANDS  
UNITED KINGDOM  
B62 8DJ  
+44 (0) 8444 145 145

**MANCHESTER**

WOLVERTON STREET  
MANCHESTER  
UNITED KINGDOM  
M11 2ET  
+44 (0) 8444 145 145

**BANGALORE**

#59, FIRST FLOOR, 3RD MAIN  
MARGOSA ROAD, MALLESWARAM  
BANGALORE, INDIA  
560 003  
+91 (0) 80 4906 3555

**SHANGHAI**

UNIT 903, 888 NORTH SICHUAN RD.  
HONGKOU DISTRICT, SHANGHAI  
CHINA  
200085  
+86 (0) 21 5237 0909

**SÃO PAULO**

RUA JOSÉ SEMIÃO RODRIGUES AGOSTINHO,  
1370 GALPÃO 6  
EMBU DAS ARTES  
SAO PAULO, BRAZIL  
+55 11 4785 1330

ARMSTRONG FLUID TECHNOLOGY  
ESTABLISHED 1934

ARMSTRONGFLUIDTECHNOLOGY.COM

**MAKING  
ENERGY  
MAKE  
SENSE™**