

DESIGN ENVELOPE 4300 VIL | 5015-001.5 | SUBMITTAL

File No: 100.4009UK
Date: AUGUST 14, 2015
Supersedes: 100.4009UK
Date: SEPTEMBER 11, 2013

Job: _____ Representative: _____

_____ Order No: _____ Date: _____

Engineer: _____ Submitted by: _____ Date: _____

Contractor: _____ Approved by: _____ Date: _____

PUMP DESIGN DATA

No. of pumps: _____ Tag: _____

Liquid: _____ Viscosity: _____

Temperature: _____ °C (°F) Specific gravity: _____

Suction: 50mm (2") Discharge: 50mm (2")

DE PUMPING UNIT CAPACITY

OPERATING POINT	LPS	m ³ /h	METERS
Full capability at maximum efficiency	6.2	22.4	13.3
Design point			
Average part load based on default load profile			

MOTOR DESIGN DATA

Power: 1.5 kW Speed: 2-POLE Enclosure: TEFC

Volts: _____ Hertz: 50 Hz Phase: 3

Efficiency: IE2 Frame size: _____

MAXIMUM PUMP OPERATING CONDITIONS

PN 16

16 bars at 149°C (232 psig at 300°F)

7 bars at 150°C (100 psig at 300°F)

PN 25

25 bars at 149°C (375 psig at 300°F)

21 bars at 150°C (260 psig at 300°F)

MECHANICAL SEAL DESIGN DATA

See file no. 43.50 for standard mechanical seal details as indicated below

Armstrong seal reference number

c1 (a) Others: _____

CONTROLS DATA

Sensorless Control: Standard

Minimum system pressure to be maintained: _____ m (ft)*

Orientation: L1 (default) L2 L3 L4

Protocol (standard): Modbus RTU BACnet™ MS/TP
 Johnson® N2 Siemens® FLN

Protocol (optional): LonWorks®

Enclosure: Indoor - IP55
 Outdoor - IP66

Fused disconnect switch: N/A

EMI/RFI control: Integrated filter designed to meet EN61800-3

Harmonic suppression: Dual dc-link reactors (Equivalent: 5% AC line reactor) Supporting IEEE 519-1992 requirements**

Cooling: Fan-cooled through back channel

Ambient temperature: -10°C to +45°C up to 1000 meters above sea level (-14°F to +113°F, 3300 ft)

Analog I/O: Two current or voltage inputs, one current output

Digital I/O: Six programmable inputs (two can be configured as outputs)

Pulse inputs: Two programmable

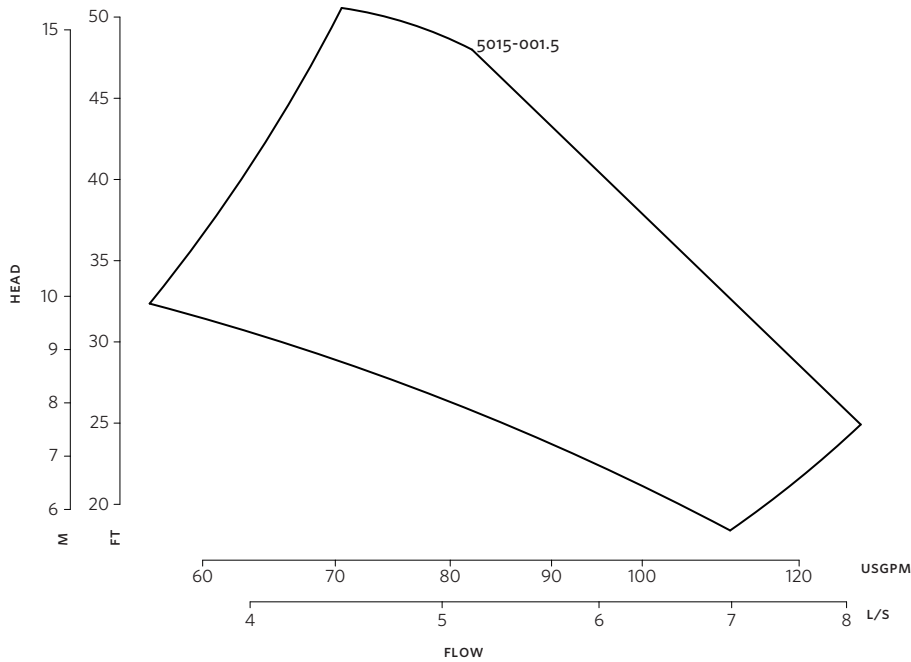
Relay outputs: Two programmable

Communication port: 1-RS485, 1-USB

*If minimum maintained system pressure is not known: Default to 40% of design head

**The ivs 102 drive is a low harmonic drive via built-in dc line reactors. This does not guarantee performance to any system wide harmonic specification or the costs to meet a system wide specification. If supplied with the system electrical details, Armstrong will run a computer simulation of the system wide harmonics. If system harmonic levels are exceeded Armstrong can also recommend additional harmonic mitigation and the costs for such mitigation.

2

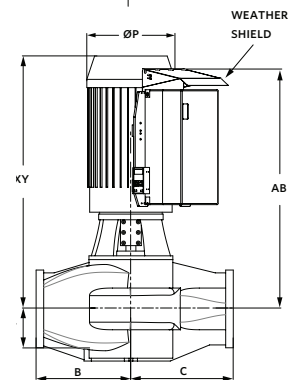
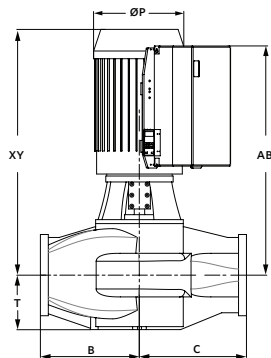
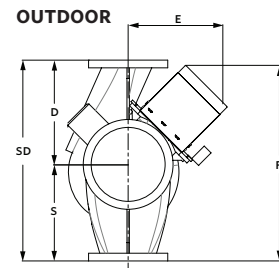
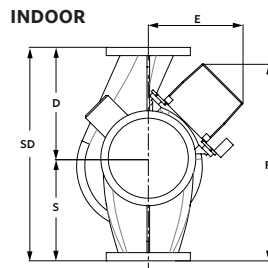


DIMENSION DATA

	INDOOR (IP55)	OUTDOOR (IP66)
Frame size:	90S	90S
Size:	5015-001.5	5015-001.5
kW:	1.5	1.5
RPM:	3000	3000
AB:	718(28.35)	718(28.35)
B:	117(04.06)	117(04.06)
C:	105(00.75)	105(00.75)
D:	178(07.00)	178(07.00)
E:	288(11.33)	288(11.33)
F:	288(11.33)	288(11.33)
P:	176(06.92)	176(06.92)
S:	203(08.08)	203(08.08)
SD:	381(15.08)	381(15.08)
T:	124(04.97)	124(04.97)
XY:	526(20.70)	526(20.70)
Weight:	91.17(200)	91.17(200)

Performance curves are for reference only.
Confirm current performance data with Armstrong ACE Online selection software.

- Dimensions - mm (inch)
- Weight - kg (lbs)
- Tolerance of ± 3 mm (± 0.125 ") should be used
- For exact installation, data please write factory for certified dimensions



TORONTO
+1 416 755 2291

BUFFALO
+1 716 693 8813

BIRMINGHAM
+44 (0) 8444 145 145

MANCHESTER
+44 (0) 8444 145 145

BANGALORE
+91 (0) 80 4906 3555

SHANGHAI
+86 21 3756 6696