

## DESIGN ENVELOPE 4300 VIL | 8015-001.5 | SUBMITTAL

**File No:** 100.4044UK  
**Date:** AUGUST 14, 2015  
**Supersedes:** 100.4044UK  
**Date:** SEPTEMBER 11, 2013

Job: \_\_\_\_\_ Representative: \_\_\_\_\_

\_\_\_\_\_ Order No: \_\_\_\_\_ Date: \_\_\_\_\_

Engineer: \_\_\_\_\_ Submitted by: \_\_\_\_\_ Date: \_\_\_\_\_

Contractor: \_\_\_\_\_ Approved by: \_\_\_\_\_ Date: \_\_\_\_\_

### PUMP DESIGN DATA

No. of pumps: \_\_\_\_\_ Tag: \_\_\_\_\_

Liquid: \_\_\_\_\_ Viscosity: \_\_\_\_\_

Temperature: \_\_\_\_\_ °C (°F) Specific gravity: \_\_\_\_\_

Suction: 80mm (3") Discharge: 80mm (3")

### DE PUMPING UNIT CAPACITY

OPERATING POINT	LPS	m <sup>3</sup> /h	METERS
Full capability at maximum efficiency	12.0	43.1	9.1
Design point			
Average part load based on default load profile			

### MOTOR DESIGN DATA

Power: 1.5 kW Speed: 4-POLE Enclosure: TEFC

Volts: \_\_\_\_\_ Hertz: 50 Hz Phase: 3

Efficiency:  IE2 Frame size: \_\_\_\_\_

### MAXIMUM PUMP OPERATING CONDITIONS

#### PN 16

16 bars at 149°C (232 psig at 300°F)

7 bars at 150°C (100 psig at 300°F)

#### PN 25

25 bars at 149°C (375 psig at 300°F)

21 bars at 150°C (260 psig at 300°F)

### MECHANICAL SEAL DESIGN DATA

See file no. 43.50 for standard mechanical seal details as indicated below

Armstrong seal reference number

c1 (a)  Others: \_\_\_\_\_

### CONTROLS DATA

**Sensorless Control:** Standard

**Minimum system pressure to be maintained:** \_\_\_\_\_ m (ft)\*

**Orientation:**  L1 (default)  L2  L3  L4

**Protocol (standard):**  Modbus RTU  BACnet™ MS/TP  
 Johnson® N2  Siemens® FLN

**Protocol (optional):**  LonWorks®

**Enclosure:**  Indoor - IP55  
 Outdoor - IP66

**Fused disconnect switch:** N/A

**EMI/RFI control:** Integrated filter designed to meet EN61800-3

**Harmonic suppression:** Dual dc-link reactors (Equivalent: 5% AC line reactor) Supporting IEEE 519-1992 requirements\*\*

**Cooling:** Fan-cooled through back channel

**Ambient temperature:** -10°C to +45°C up to 1000 meters above sea level (-14°F to +113°F, 3300 ft)

**Analog I/O:** Two current or voltage inputs, one current output

**Digital I/O:** Six programmable inputs (two can be configured as outputs)

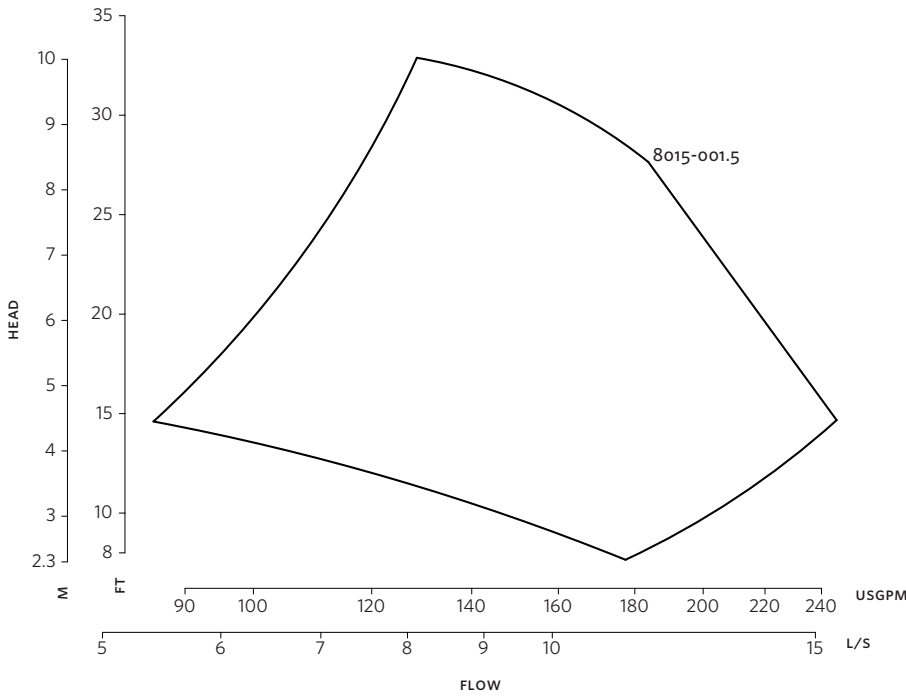
**Pulse inputs:** Two programmable

**Relay outputs:** Two programmable

**Communication port:** 1-RS485, 1-USB

\*If minimum maintained system pressure is not known: Default to 40% of design head

\*\*The ivs 102 drive is a low harmonic drive via built-in dc line reactors. This does not guarantee performance to any system wide harmonic specification or the costs to meet a system wide specification. If supplied with the system electrical details, Armstrong will run a computer simulation of the system wide harmonics. If system harmonic levels are exceeded Armstrong can also recommend additional harmonic mitigation and the costs for such mitigation.

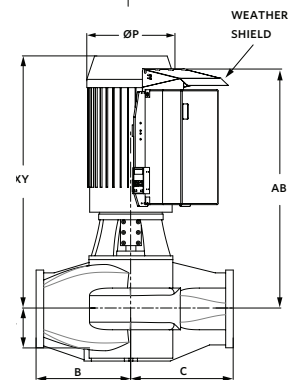
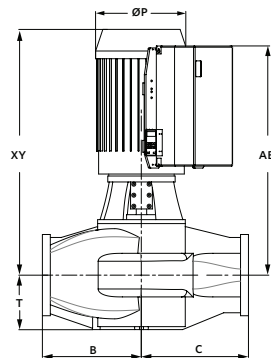
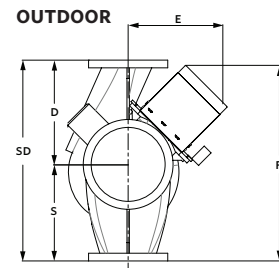
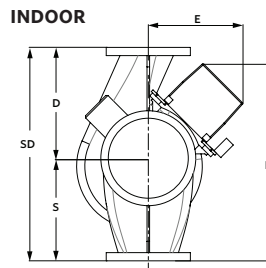


**DIMENSION DATA**

	INDOOR (IP55)	OUTDOOR (IP66)
<b>Frame size:</b>	90L	90L
<b>Size:</b>	8015-001.5	8015-001.5
<b>kW:</b>	1.5	1.5
<b>RPM:</b>	1800	1800
<b>AB:</b>	534(21.02)	534(21.02)
<b>B:</b>	147(05.87)	147(05.87)
<b>C:</b>	121(04.85)	121(04.85)
<b>D:</b>	210(08.26)	210(08.26)
<b>E:</b>	151(05.94)	151(05.94)
<b>F:</b>	151(05.94)	
<b>P:</b>	190(07.48)	190(07.48)
<b>S:</b>	248(09.85)	248(09.85)
<b>SD:</b>	457(18.08)	457(18.08)
<b>T:</b>	154(06.06)	154(06.06)
<b>XY:</b>	546(21.49)	546(21.49)
<b>Weight:</b>	86.64(191)	86.64(191)

Performance curves are for reference only.  
Confirm current performance data with Armstrong ACE Online selection software.

- Dimensions - mm (inch)
- Weight - kg (lbs)
- Tolerance of  $\pm 3$  mm ( $\pm 0.125$ " ) should be used
- For exact installation, data please write factory for certified dimensions



TORONTO  
+1 416 755 2291

BUFFALO  
+1 716 693 8813

BIRMINGHAM  
+44 (0) 8444 145 145

MANCHESTER  
+44 (0) 8444 145 145

BANGALORE  
+91 (0) 80 4906 3555

SHANGHAI  
+86 21 3756 6696