

DESIGN ENVELOPE EXPRESS PUMP 4300 | 0611-020.0 | SUBMITTAL

File No: 100.3046
Date: DECEMBER 24, 2015
Supersedes: 100.3046
Date: SEPTEMBER 22, 2015

Job: _____ Representative: _____

Order No: _____ Date: _____

Engineer: _____ Submitted by: _____ Date: _____

Contractor: _____ Approved by: _____ Date: _____

PUMP DESIGN DATA

No. of pumps: _____ Tag: _____

Capacity: _____ USgpm (L/s) Head: _____ ft (m)

Liquid: _____ Viscosity: _____

Temperature: _____ °F (°C) Specific gravity: _____

Suction: 6" (150mm) Discharge: 6" (150mm)

OSHPD Seismic Certification OSP-0422-10
UL STD 778 & CSA STD C22.2 NO.108 certified

MOTOR DESIGN DATA

HP: 20 RPM: 1800 Frame size: 256 Enclosure: TEFC

Volts: 230V 460V 575V Hertz: 60 Hz

Phase: 3 Efficiency: NEMA premium 12.12

MAXIMUM PUMP OPERATING CONDITIONS

ANSI 125

175 psig at 150°F (12 bars at 65°C)

100 psig at 300°F (7 bars at 150°C)

ANSI 250

375 psig at 150°F (26 bars at 65°C)

260 psig at 300°F (21 bars at 150°C)

- Tolerance of $\pm 0.125"$ (± 3 mm) should be used
- For exact installation, data please write factory for certified dimensions

MECHANICAL SEAL DESIGN DATA

See file no. 43.50 for standard mechanical seal details as indicated below

Armstrong seal reference number: c1 (a)

CONTROLS DATA



Sensorless Control: Standard

Minimum system pressure to be maintained: _____ ft (m)*

Orientation: L1

Protocol: BACnet™

Enclosure: Indoor - UL TYPE 12

EMI/RFI control: Integrated filter designed to meet EN61800-3

Harmonic suppression: Dual dc-link reactors (Equivalent: 5% AC line reactor) Supporting IEEE 519-1992 requirements**

Cooling: Fan-cooled through back channel

Ambient temperature: -10°C to +45°C up to 1000 meters above sea level (-14°F to +113°F, 3300 ft)

Analog I/O: Two current or voltage inputs, one current output

Digital I/O: Six programmable inputs (two can be configured as outputs)

Pulse inputs: Two programmable

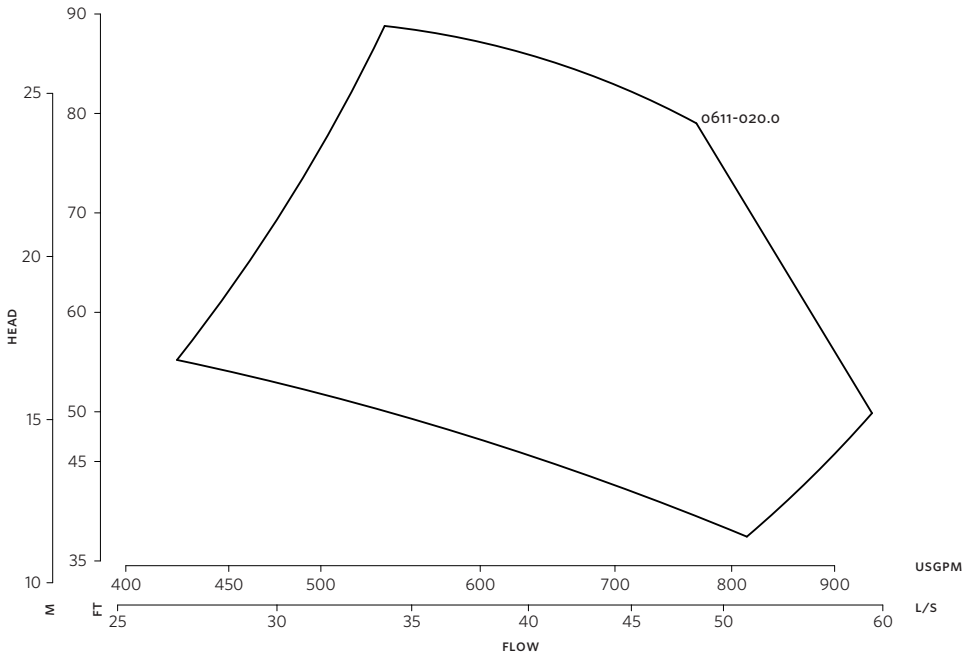
Relay outputs: Two programmable

Communication port: 1-RS485, 1-USB

*If minimum maintained system pressure is not known: Default to 40% of design head

**The IVS 102 drive is a low harmonic drive via built-in dc line reactors. This does not guaranty performance to any system wide harmonic specification or the costs to meet a system wide specification. If supplied with the system electrical details, Armstrong will run a computer simulation of the system wide harmonics. If system harmonic levels are exceeded Armstrong can also recommend additional harmonic mitigation and the costs for such mitigation.

2



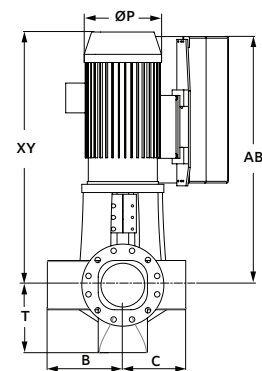
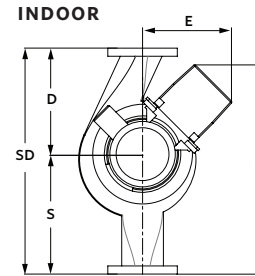
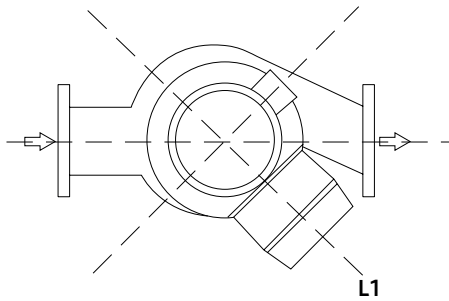
DIMENSION DATA

INDOOR
(UL TYPE 12/TEFC)

- Frame size:** 256
- Size:** 6×6×11.5
- HP:** 20
- RPM:** 1800
- AB:** 35.88(911)
- B:** 9.88(251)
- C:** 8.64(219)
- D:** 16.50(419)
- E:** 15.57(395)
- P:** 13.38(340)
- F:** 34.07(865)
- S:** 18.50(470)
- SD:** 35.00(889)
- T:** 9.75(248)
- XY:** 34.22(869)
- Weight:** 816(370.1)

Performance curves are for reference only.
Confirm current performance data with Armstrong ACE Online selection software.

Dimensions - inch (mm)
Weight - lbs (kg)



TORONTO
+1 416 755 2291

BUFFALO
+1 716 693 8813

BIRMINGHAM
+44 (0) 8444 145 145

MANCHESTER
+44 (0) 8444 145 145

BANGALORE
+91 (0) 80 4906 3555

SHANGHAI
+86 21 3756 6696