

DESIGN ENVELOPE EXPRESS PUMP 4300 | 0611-040.0 | SUBMITTAL

File No: 100.3052
Date: DECEMBER 24, 2015
Supersedes: 100.3052
Date: SEPTEMBER 22, 2015

Job: _____ Representative: _____

Order No: _____ Date: _____

Engineer: _____ Submitted by: _____ Date: _____

Contractor: _____ Approved by: _____ Date: _____

PUMP DESIGN DATA

No. of pumps: _____ Tag: _____

Capacity: _____ USgpm (L/s) Head: _____ ft (m)

Liquid: _____ Viscosity: _____

Temperature: _____ °F (°C) Specific gravity: _____

Suction: 6" (150mm) Discharge: 6" (150mm)

OSHPD Seismic Certification OSP-0422-10

UL STD 778 & CSA STD C22.2 NO.108 certified

MOTOR DESIGN DATA

HP: 40 RPM: 1800 Frame size: 324 Enclosure: ODP

Volts: 230V 460V 575V Hertz: 60 Hz

Phase: 3 Efficiency: NEMA premium 12.12

MAXIMUM PUMP OPERATING CONDITIONS

ANSI 125

175 psig at 150°F (12 bars at 65°C)

100 psig at 300°F (7 bars at 150°C)

ANSI 250

375 psig at 150°F (26 bars at 65°C)

260 psig at 300°F (21 bars at 150°C)

- Tolerance of ± 0.125 " (± 3 mm) should be used
- For exact installation, data please write factory for certified dimensions

MECHANICAL SEAL DESIGN DATA

See file no. 43.50 for standard mechanical seal details as indicated below

Armstrong seal reference number: c1 (a)

CONTROLS DATA



Sensorless Control: Standard

Minimum system pressure to be maintained: _____ ft (m)*

Orientation: L1

Protocol: BACnet™

Enclosure: Indoor - UL TYPE 12

EMI/RFI control: Integrated filter designed to meet EN61800-3

Harmonic suppression: Dual dc-link reactors (Equivalent: 5% AC line reactor) Supporting IEEE 519-1992 requirements**

Cooling: Fan-cooled through back channel

Ambient temperature: -10°C to +45°C up to 1000 meters above sea level (-14°F to +113°F, 3300 ft)

Analog I/O: Two current or voltage inputs, one current output

Digital I/O: Six programmable inputs (two can be configured as outputs)

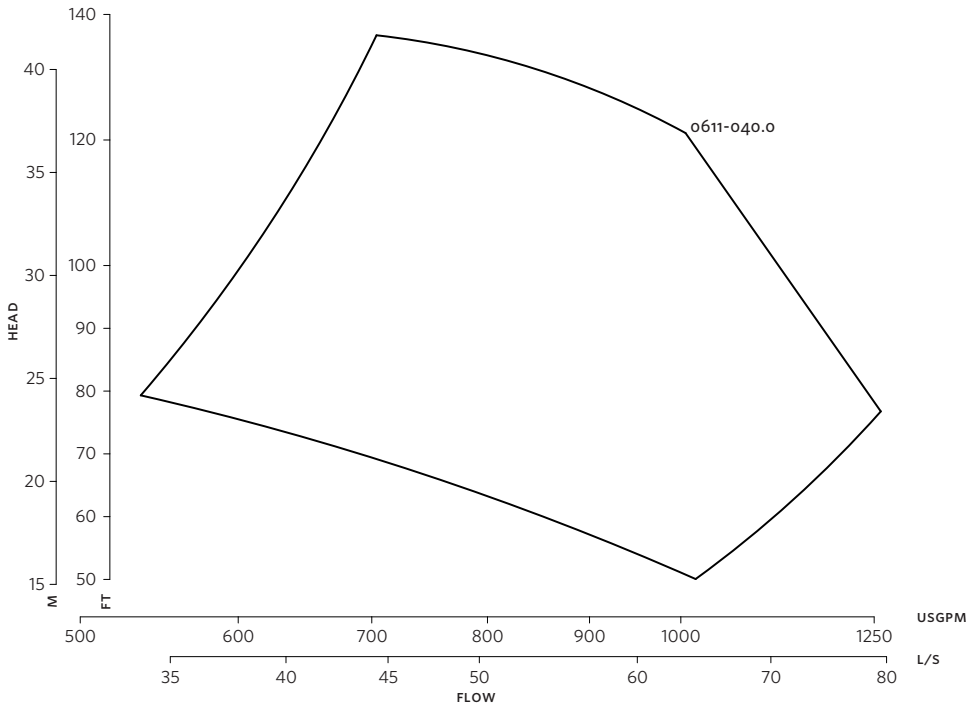
Pulse inputs: Two programmable

Relay outputs: Two programmable

Communication port: 1-RS485, 1-USB

*If minimum maintained system pressure is not known: Default to 40% of design head

**The IVS 102 drive is a low harmonic drive via built-in dc line reactors. This does not guaranty performance to any system wide harmonic specification or the costs to meet a system wide specification. If supplied with the system electrical details, Armstrong will run a computer simulation of the system wide harmonics. If system harmonic levels are exceeded Armstrong can also recommend additional harmonic mitigation and the costs for such mitigation.



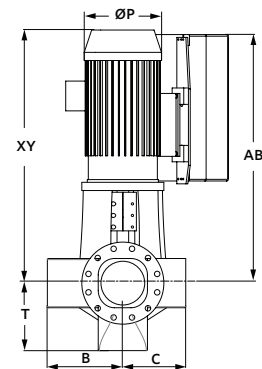
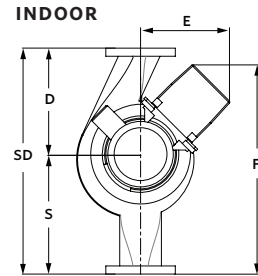
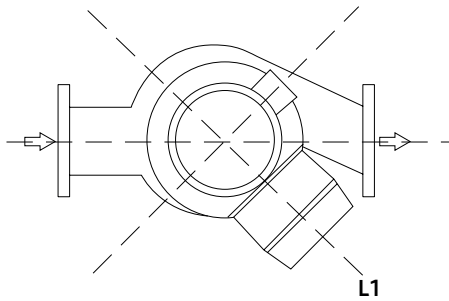
DIMENSION DATA

INDOOR
(UL TYPE 12/ODP)

- Frame size:** 324
- Size:** 6×6×11.5
- HP:** 40
- RPM:** 1800
- AB:** 43.68(1110)
- B:** 9.88(251)
- C:** 8.64(219)
- D:** 16.50(419)
- E:** 37.69(957)
- P:** 14.13(359)
- F:** 37.69(957)
- S:** 18.50(470)
- SD:** 35.00(889)
- T:** 9.75(248)
- XY:** 43.88(1114)
- Weight:** 1110(503.5)

Performance curves are for reference only.
Confirm current performance data with Armstrong ACE Online selection software.

Dimensions - inch (mm)
Weight - lbs (kg)



TORONTO
+1 416 755 2291

BUFFALO
+1 716 693 8813

BIRMINGHAM
+44 (0) 8444 145 145

MANCHESTER
+44 (0) 8444 145 145

BANGALORE
+91 (0) 80 4906 3555

SHANGHAI
+86 21 3756 6696