

DESIGN ENVELOPE 6800 G | COMMERCIAL WATER BOOSTER | 1560102- 1460102s | SUBMITTAL

File No: 106.03791EC
Date: APRIL 24, 2018
Supersedes: NEW
Date: NEW

Job: _____ Representative: _____
 _____ Order by: _____ Date: _____
 Engineer: _____ Submitted by: _____ Date: _____
 Contractor: _____ Approved by: _____ Date: _____

PUMP DESIGN DATA

No. of pumps: 5 Tag: _____ Series: 4700
 Total package capacity: _____ L/s (m³/h)
 Pump capacity: _____ L/s (m³/h)
 Head: _____ Bar (m) Liquid: _____
 Construction: Stainless steel 304

CONNECTION ORIENTATION

Suction Right* Left*
 Discharge Right* Left*

* When facing control panel

DRIVE DATA

Enclosure: IP66
 EMI/RFI control: Integrated filter designed to meet EN61800-3
 Harmonic suppression: Integrated DC link reactors
 Cooling: Fan-cooled through back channel
 Ambient temperature: -10°C to +45°C up to 1000 meters

OPTIONAL EQUIPMENT

Duty standby discharge transducer: Yes No
 BMS communication: BACnet MS/TP BACnet IP
 LonWorks
 Float switch: Yes No
 AV kit: No Potable water untied
 Potable water tied
 Overhead break tank: Yes No

SYSTEM CONSTRUCTION DATA

System description: Quintuplex
 Model: _____
 Header connections: Flanged
 Piping material: Stainless steel 304
 Valve type: Ball valve/butterfly valve and Check valve
 Setup: All duty Duty standby

MOTOR DESIGN DATA

kW: 3 RPM: 3600 Frame size: 90 Enclosure: TEFC
 Power supply: 400/3/50 V Efficiency: 1E5

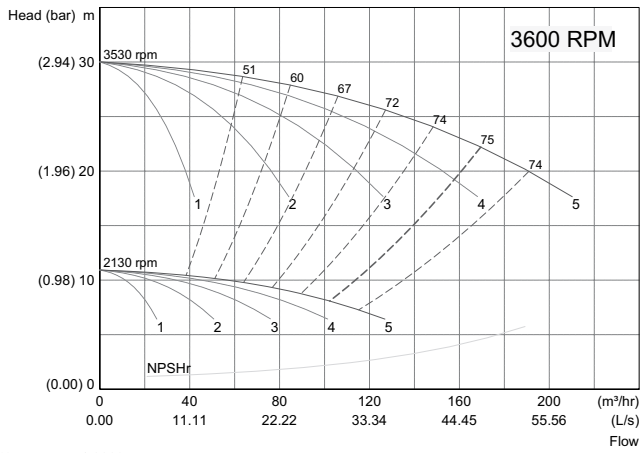
CONTROL PANEL SPECIFICATIONS

Enclosure rating: IP55
 HMI: Colour touch screen
 Low suction shutdown
 Main disconnect with interlock
 Fused motor protection
 Power on indication
 Motor run indication
 No-flow shutdown and automatic alternation
 Soft fill mode
 Pressure setback mode
 Field adjustable set points, alarms
 Flash memory storage
 Suction transducer included
 Modbus RTU serial communication

DESIGN ENVELOPE CAPABILITY DATA

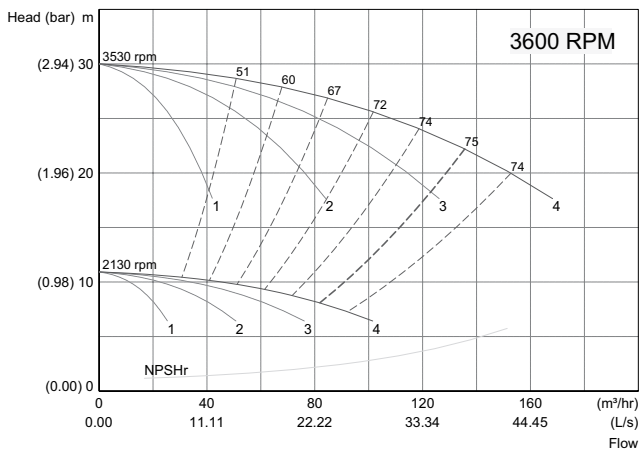
| ENVELOPE CURVE NUMBER | PUMP | PRESSURE RATING in bar | MAX WORKING PRESSURE in bar | EACH MOTOR in kW | SUCTION E | DISCHARGE F | FLC in Amps |
|----------------------------------|-----------------------------------|------------------------|-----------------------------|------------------|-----------|-------------|-------------|
| <input type="checkbox"/> 1560102 | <input type="checkbox"/> 1460102S | VMS-25:01 | PN16 | 2.94 | 3 | DN 150 | DN 150 6.3 |

I560102



Water, spgr= 1.0000

I460102S



Water, spgr= 1.0000

DIMENSION DATA

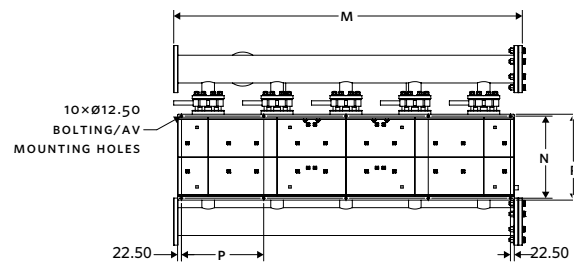
I560102 I460102S

| | |
|----------------|--------------|
| A: | 1955 (76.97) |
| B: | 1560 (61.42) |
| C: | 793 (31.21) |
| D: | 700 (27.56) |
| G: | 171 (6.72) |
| H: | 390 (15.35) |
| J: | 533 (20.99) |
| K: | 923 (36.35) |
| L: | 1208 (47.57) |
| M: | 2024 (79.69) |
| N: | 497 (19.57) |
| P: | 478 (18.80) |
| R: | 520 (20.47) |
| T: | 23 (0.91) |
| WEIGHT: | 675.0 (1488) |

Dimensions - mm (inches)

Weight - kg (lbs)

Note: Tolerances are 12 mm ($\pm 1/2"$) unless otherwise specified.



TORONTO

+1 416 755 2291

BUFFALO

+1 716 693 8813

BIRMINGHAM

+44 (0) 8444 145 145

MANCHESTER

+44 (0) 8444 145 145

BANGALORE

+91 (0) 80 4906 3555

SHANGHAI

+86 (0) 21 5237 0909

